



litres

cents per litre

economic and **political**
overview

2006

Agenda and speakers

- The Outlook for Business
 - Ahmed Fahour - Chief Executive Officer, Australian operations, National Australia Bank
- The South Australian Election
 - Prof Dean Jaensch AO - School of Political & International Studies, Flinders University Political Commentator
- A Better Yield from Australian Trade Policy?
 - Prof Christopher Findlay - Head, Dept of Economics, University of Adelaide Keynote Luncheon Address
- Australian Economic Outlook
 - Mark Crosby – Associate Professor & Program Director – EMBA, Melbourne Business School

The Outlook for Business

Ahmed Fahour

Chief Executive Officer, Australian Operations, National
Australia Bank



Australian Economic Prospects

- Looking Reasonable for Business in 2006

Presentation by

**Ahmed Fahour,
Executive Director & CEO Australia
National Australia Bank**

CEDA's Economic & Political Overview

Adelaide, February, 2006



Outline

- > Global/External Economic Environment
- > Australia
 - > Macro View
 - > Sectoral & State View
- > Financial Environment
- > Issues to watch



MACROECONOMIC OUTLOOK



NAB Base Case ...

Another Good Year for Global Growth

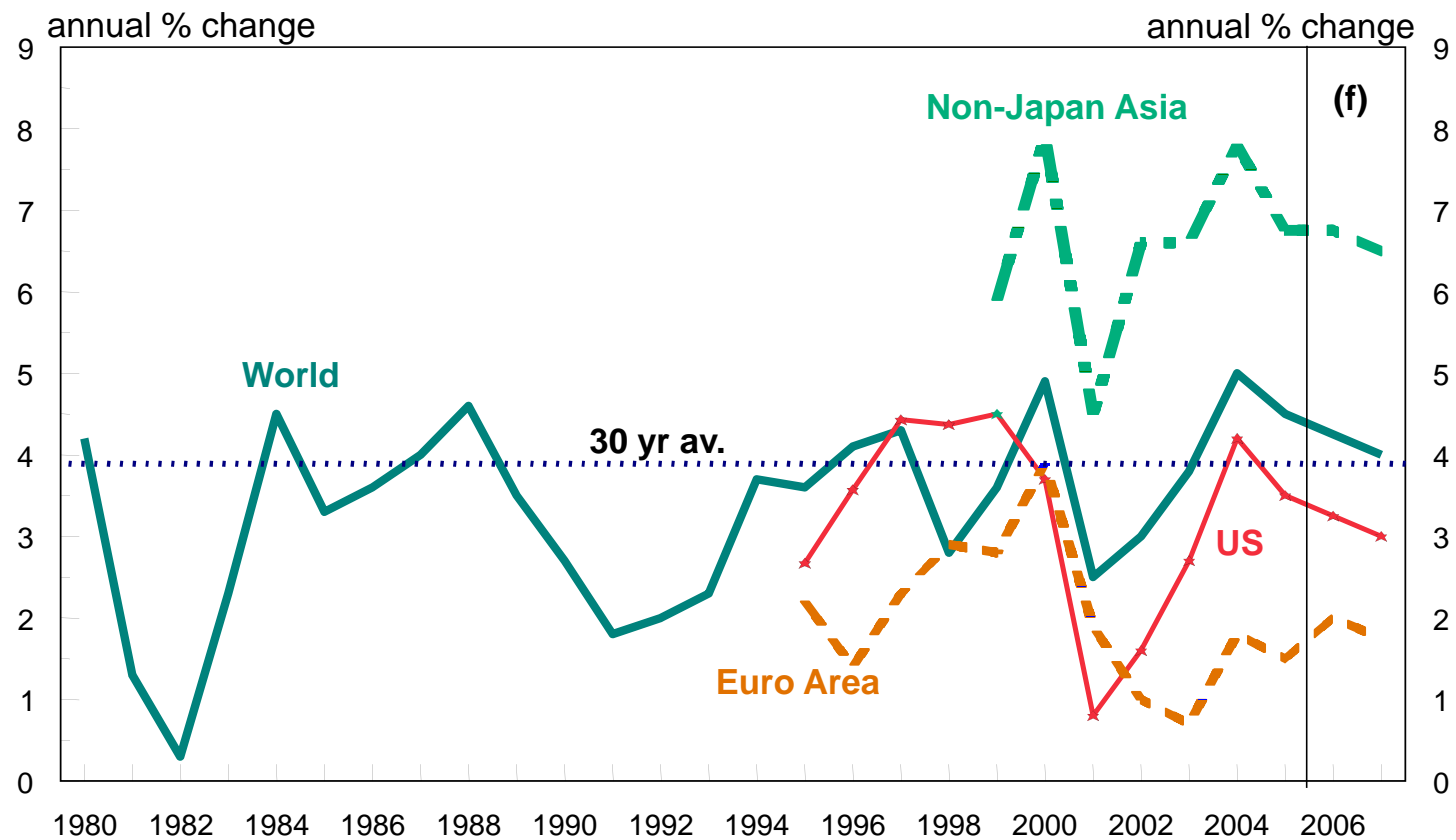
- > Sustained Global Growth - Above Trend
- > US Growth Remains Solid
- > China & India Likely to Remain Strong
- > Japan a Bit Better
- > Euro Improvement But Under performing
- > Contained Global Inflation & High Commodity Prices
- > Gradually Tighter Policy



US sustains recovery....Euro stabilizes....

Go China & Asia

World GDP Growth

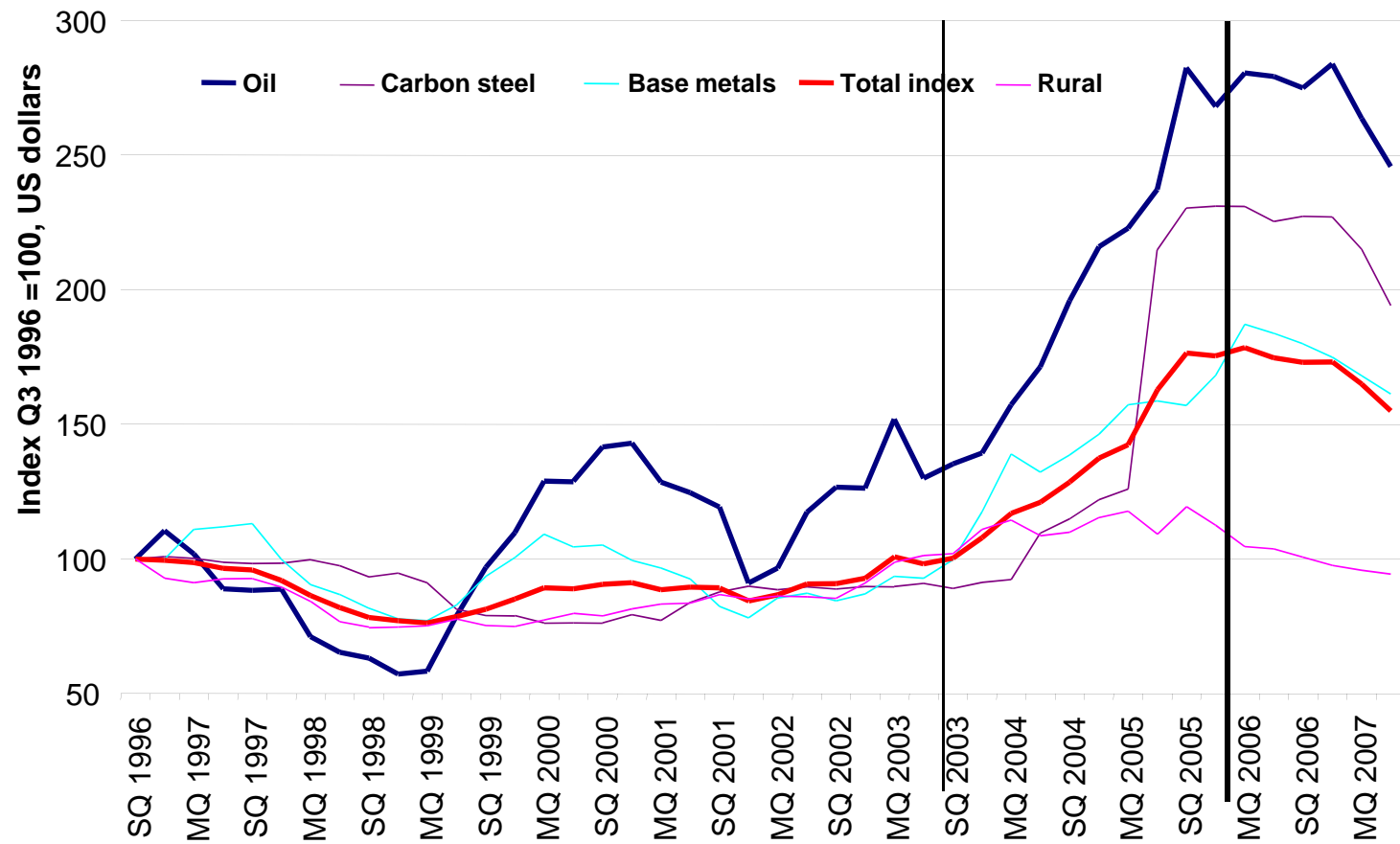




Australian Commodity Prices

Stronger for Longer

Australian Commodity Prices - NAB's CPI





NAB's Macroeconomic Base

Case For Australia

- > Slower But Spending Sustained
- > Unemployment Rises A Bit
- > Inflation Temporarily A Bit Higher, But Still Contained

- > Change in Mix of Growth/Business Activity
- > Moderation in Household Spending
- > Exports Recover As Global Growth Sustained & \$A Lower

- > Disparate Performances Across Sectors & Regions

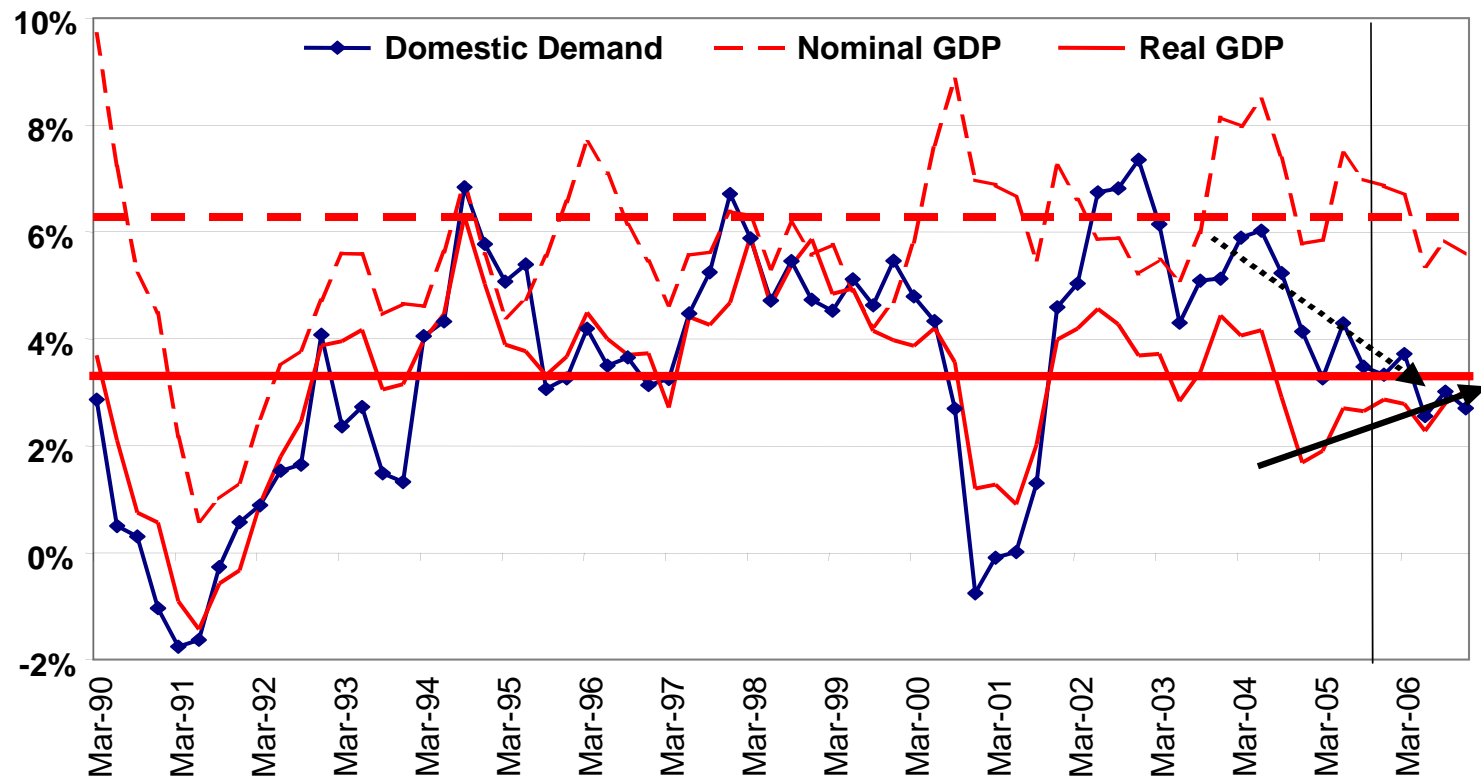
- > Risks Balanced

- > Reasonable Times, A Bit Below Potential



Australian Economic Growth Outlook Activity Sustained, As Domestic Spending Moderates, Exports Pick up

Growth in Nominal & Real GDP & Real Domestic Demand



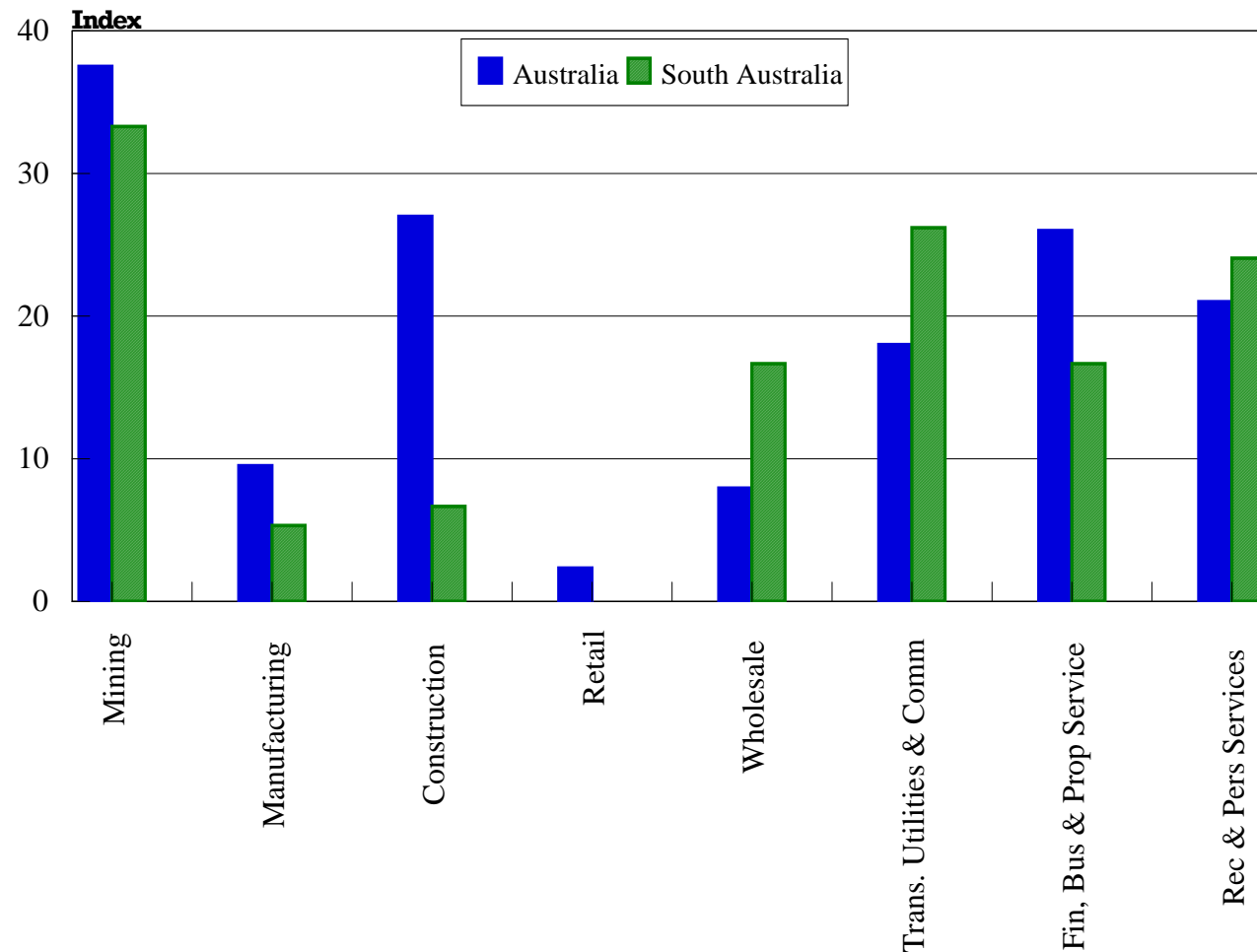
Strong nominal sales & income growth for some



Conditions by Industry – SA v Australia

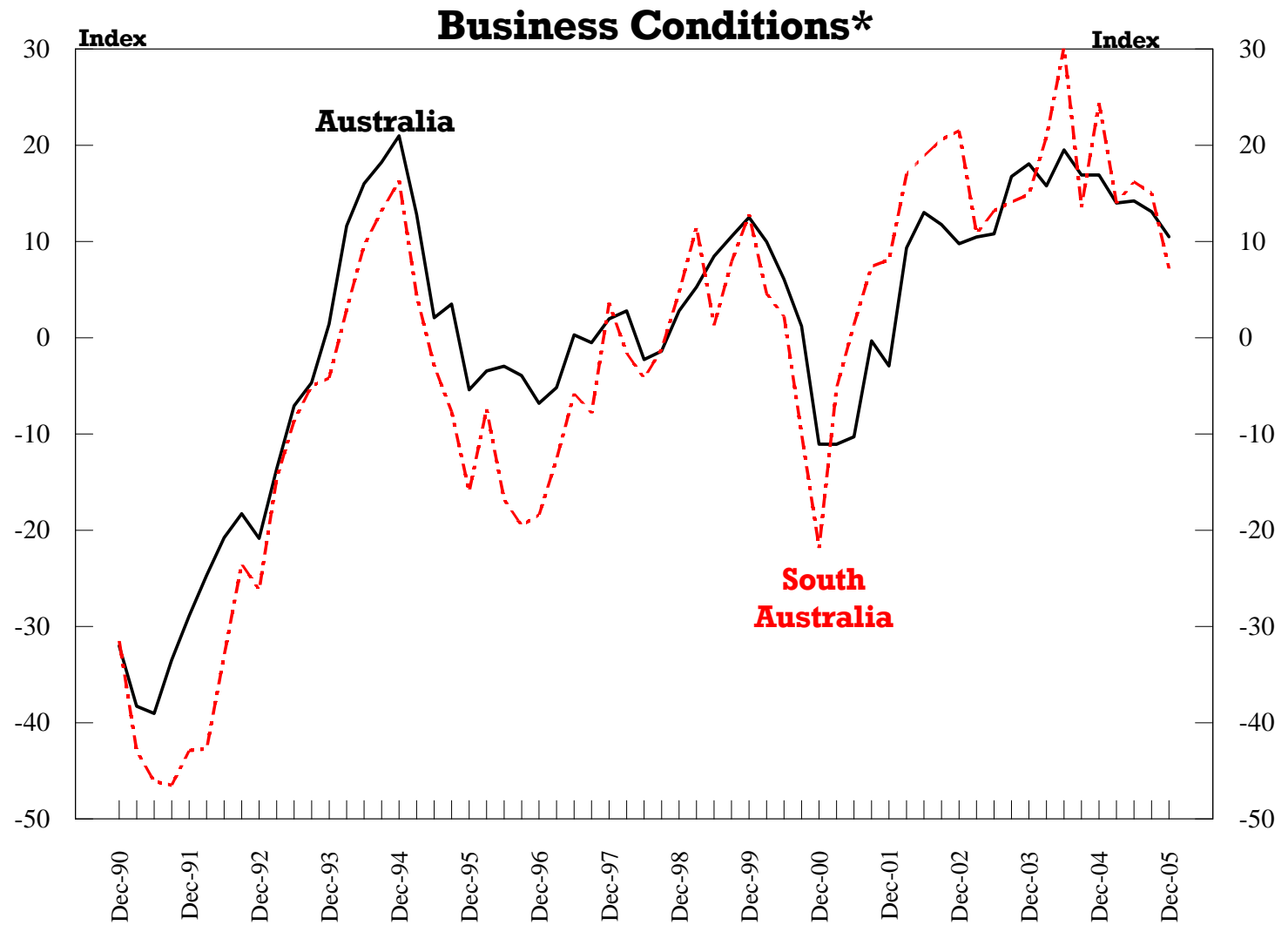
Business Conditions by Industry

December Quarter 2005





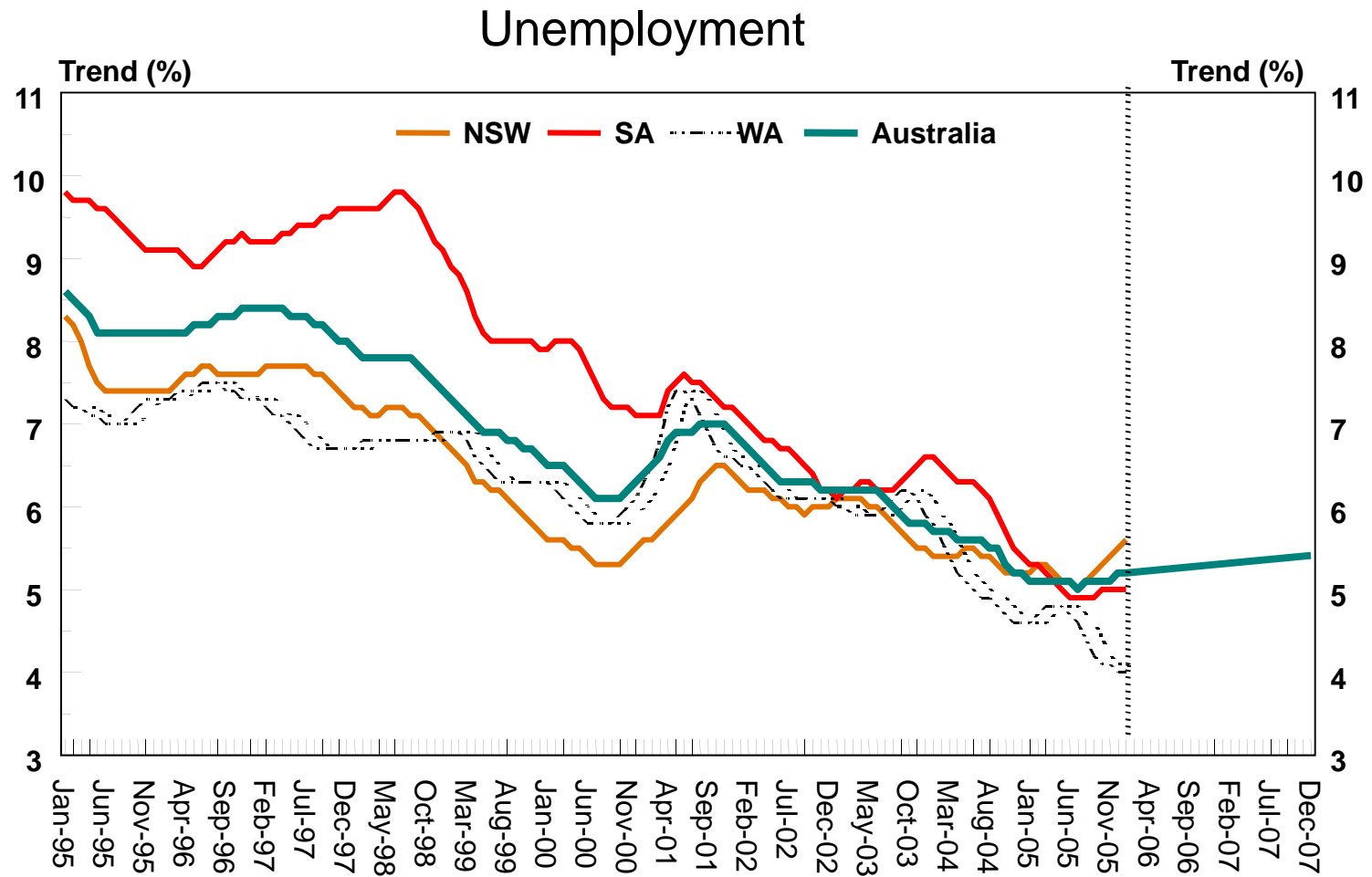
Business conditions – SA v Australia



* Seasonally adjusted by NAB using X12



Unemployment...Past the Cyclical Low Heading A Bit Higher



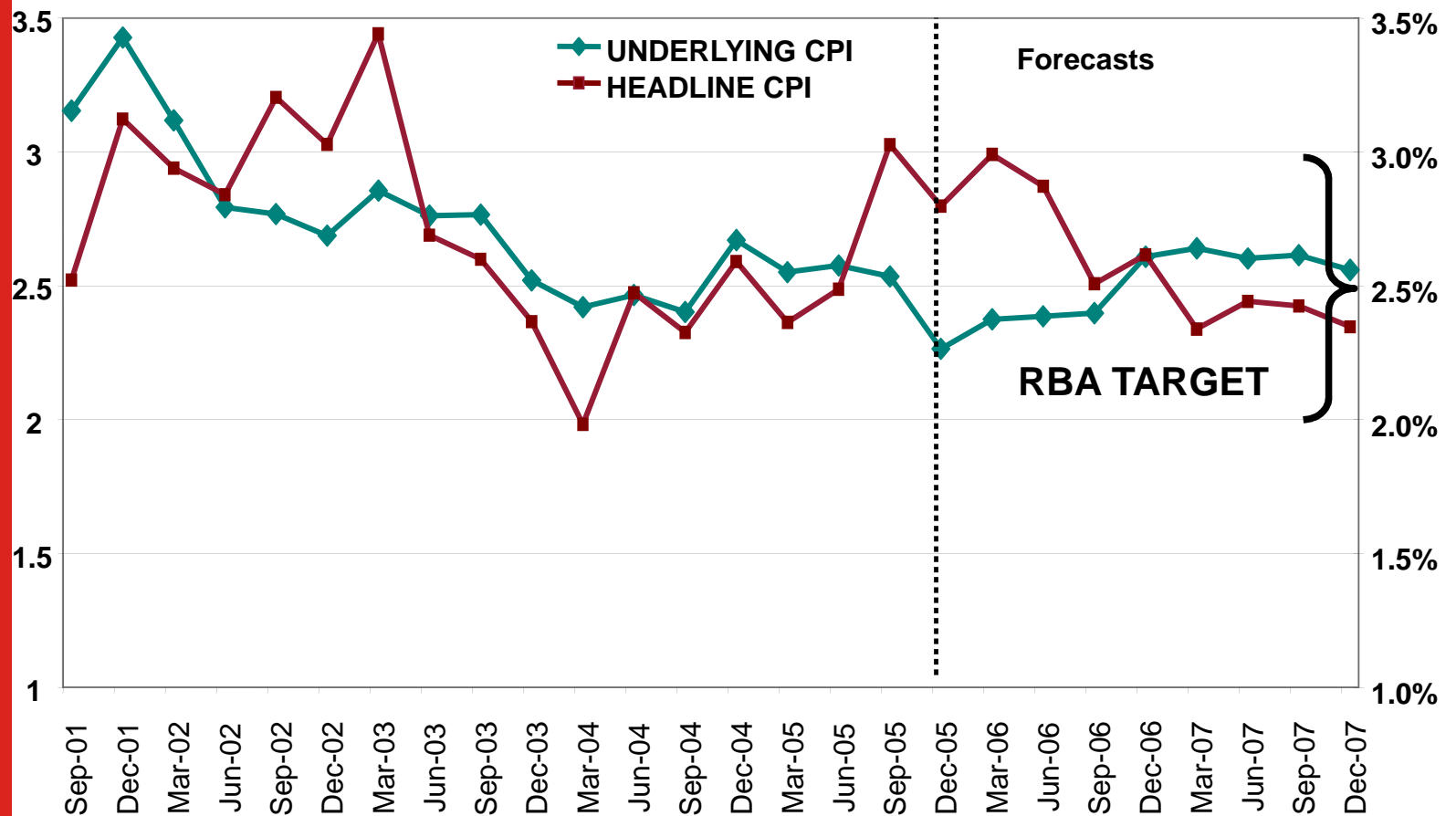


MARKET OUTLOOK



Inflation Outlook Containedand likely to remain so

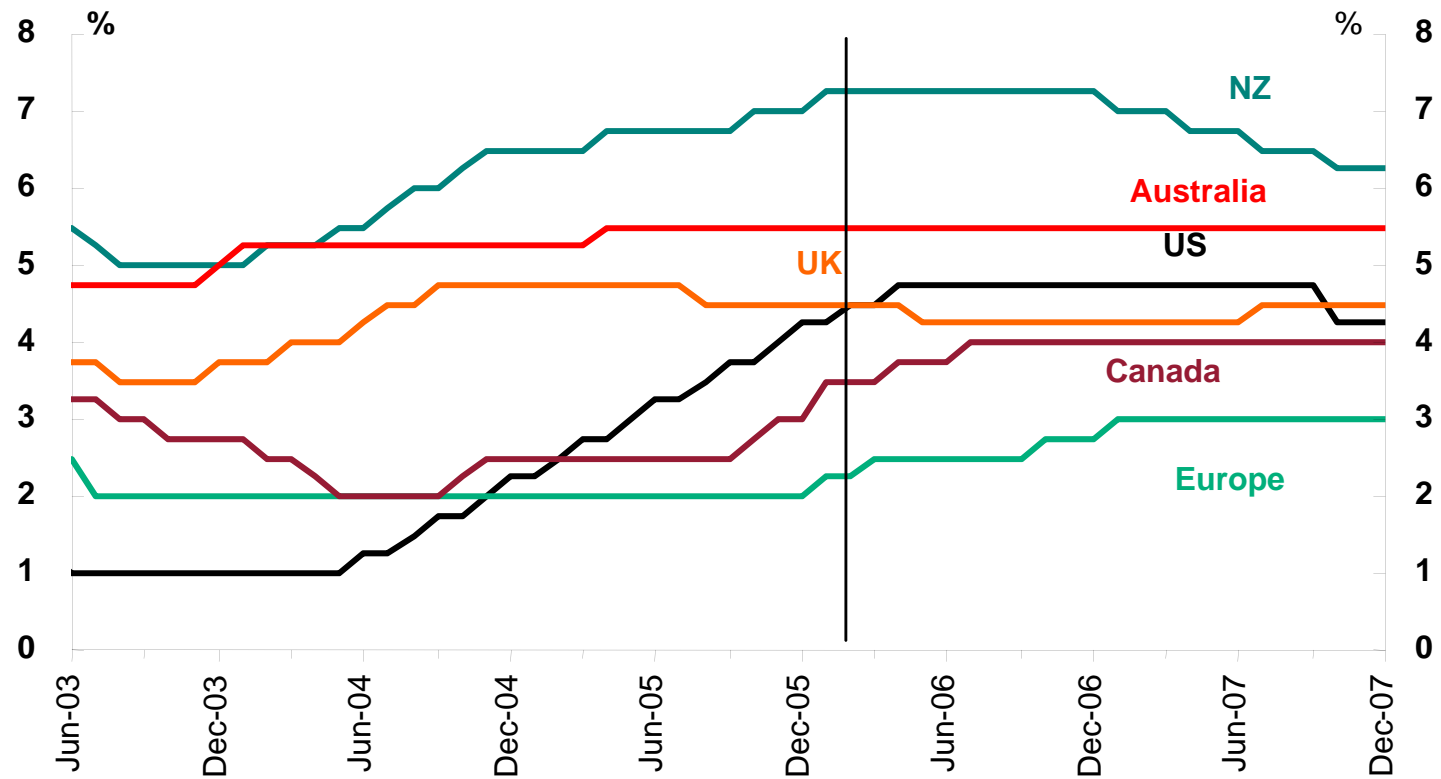
Headline & Underlying CPI - 12 Mth to %





Monetary Policy/Cash Rates.....

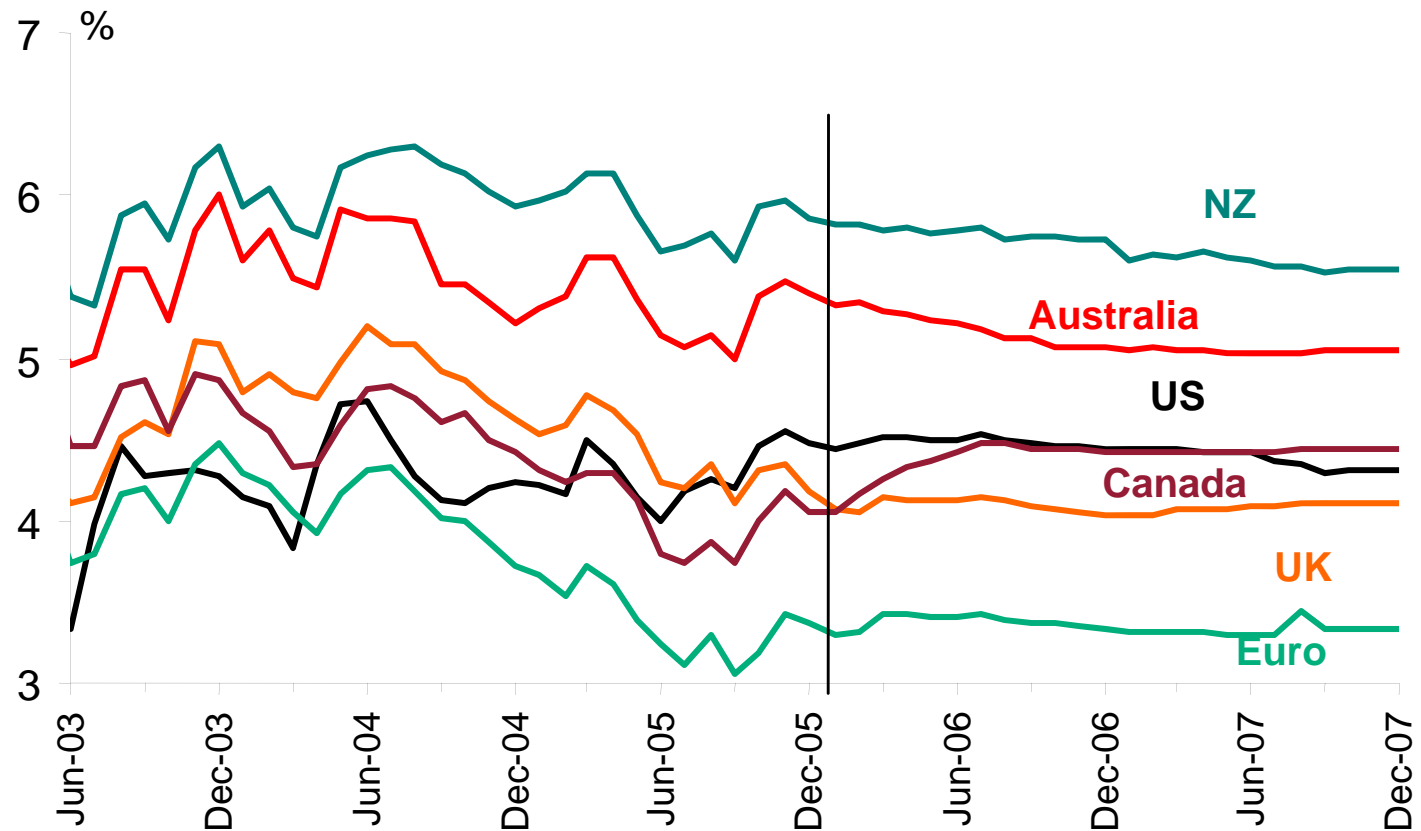
Global Cash Rates





Long term Interest Rates Remain relatively Low

Global Government 10 year Bond Yields

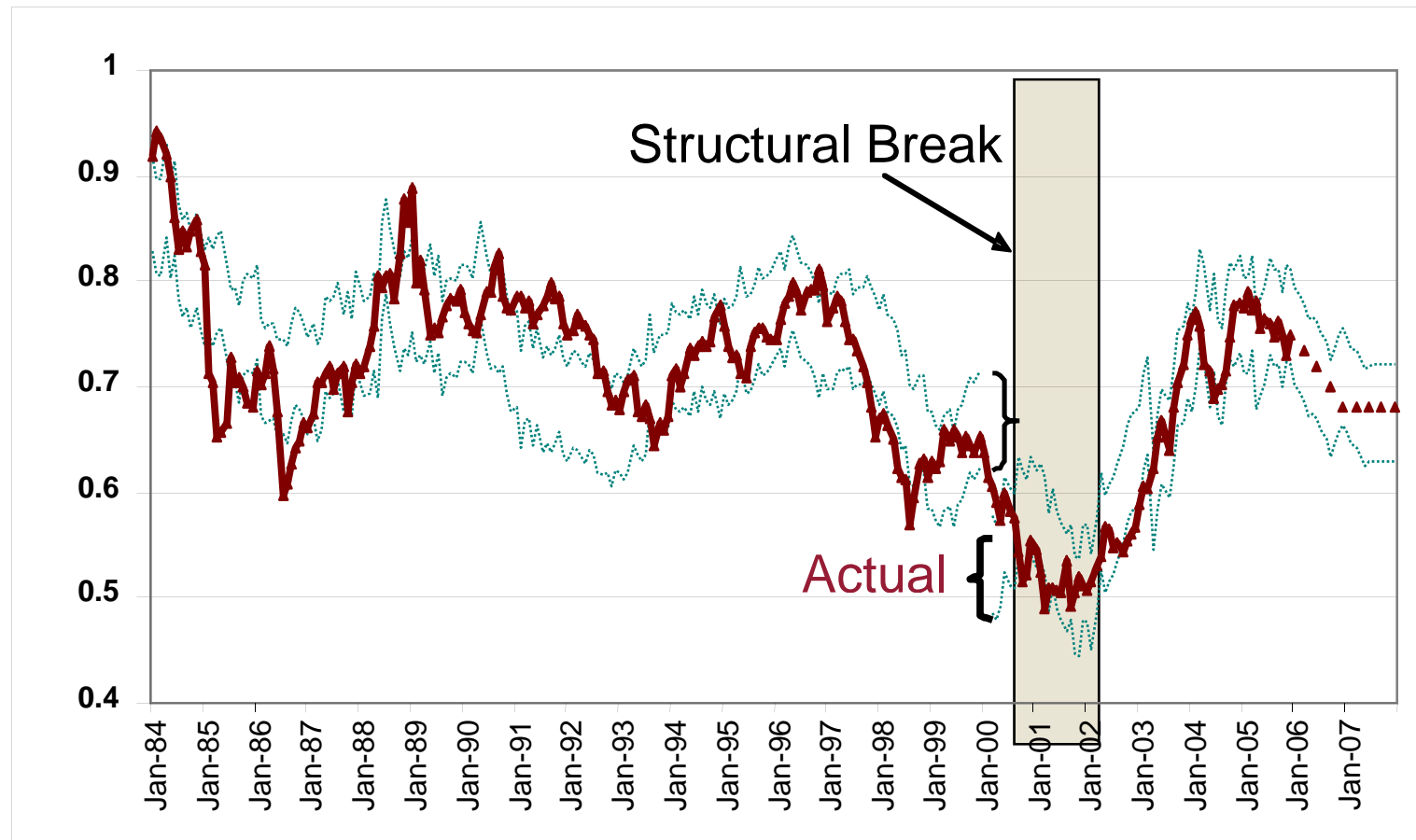




\$ Outlook.....A Risky Business

Fundamentals Point Lower ...to Boost

Exports Model & Confidence intervals v Actual





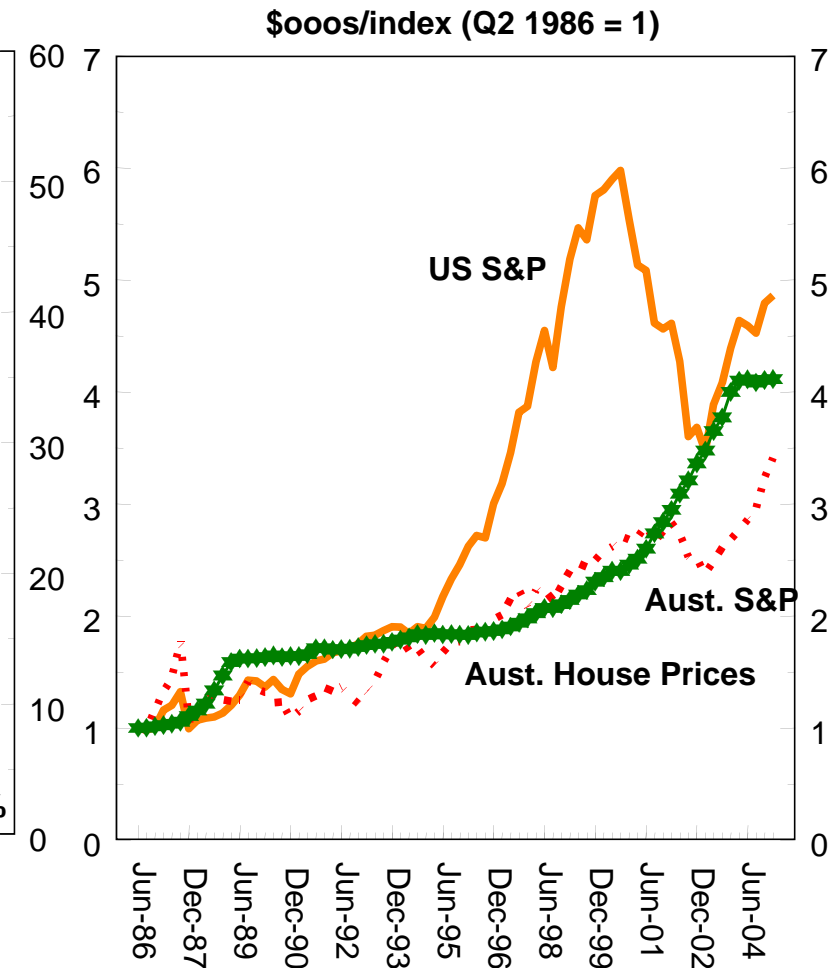
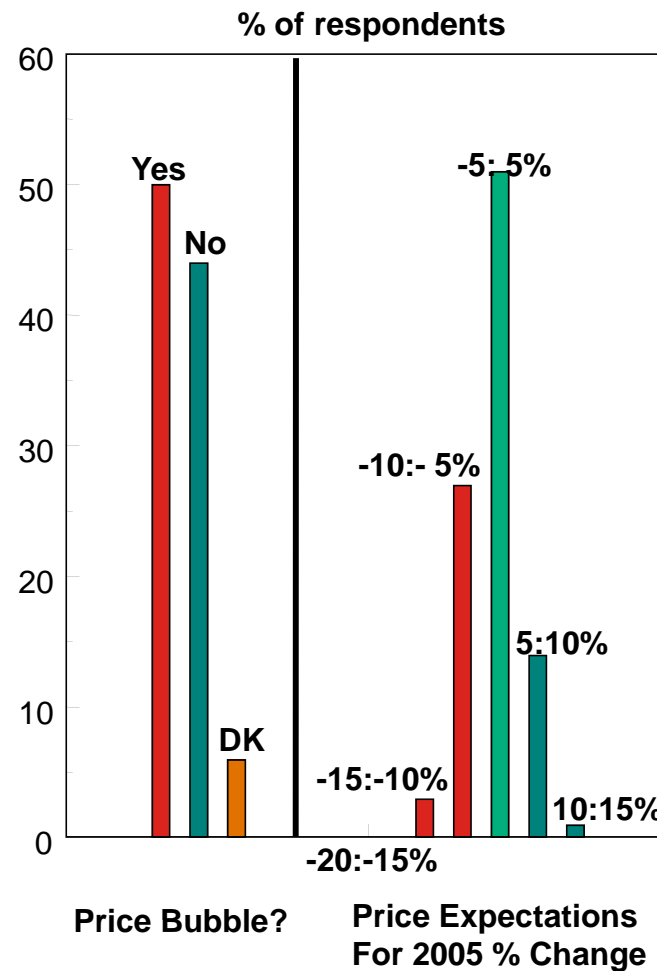
Macro Watch Issues

- > Industrialisation of the Emerging Countries
- > Unbalanced world growth (& savings)
- > Geopolitical tensions
- > Very High Oil Prices
- > Global Pandemic
- > Anglo Saxon Property Crash



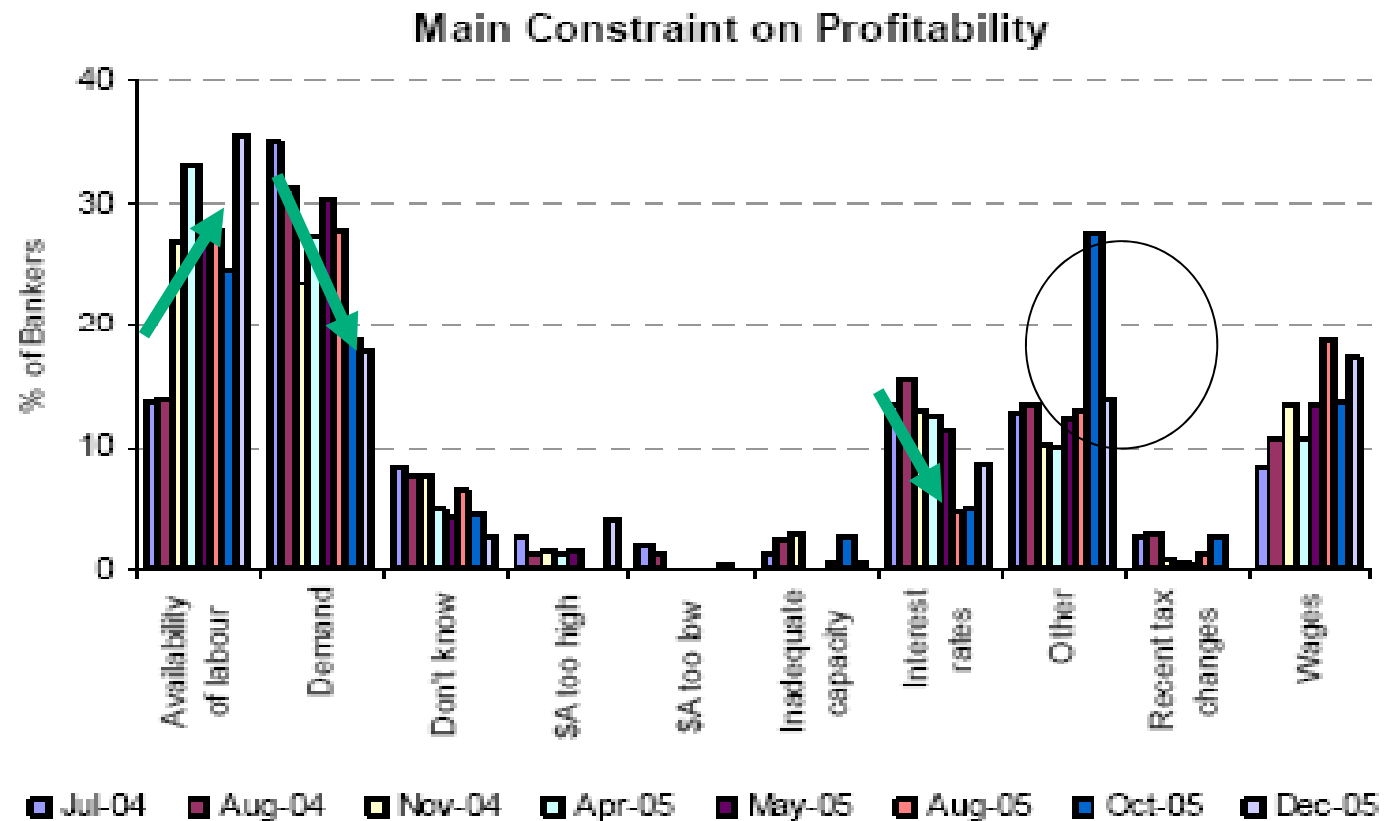
Anglo Saxon Housing Bubbles..... No...

Australian House Prices





NAB Bankers' View





NAB's Macroeconomic Base Case

For Australia

- > Slower But Spending Sustained
- > Unemployment Rises A Bit
- > Inflation Temporarily A Bit Higher, But Still Contained

- > Change in Mix of Growth/Business Activity
- > Moderation in Household Spending
- > Exports Recover As Global Growth Sustained & \$A Lower

- > Disparate Performances Across Sectors & Regions

- > Inflation Stays Contained, Commodity Prices High
- > Normal Cash Rates, Low bond Yields

- > Risks Balanced

- > Reasonable Times, But Below Potential
- > Progress on longer term challenges is Critical



NAB in South Australia

> Strong local leadership

Richard Hockney – Business

Anne Marie Chamberlain – Retail

> Annualised lending and deposit growth in excess of 15%

> Experienced local staff with decision making authority

> Good growth opportunities for customers



Important Notices

ANALYST CERTIFICATION: The person or persons named as the author(s) of this report hereby certify that the views expressed in the research report accurately reflect their personal views about the subject securities and issuers and other subject matters discussed. No part of their compensation was, is, or will be, directly or indirectly, related to the specific recommendations or views expressed in the research report. Research analysts responsible for this report receive compensation based upon, among other factors, the overall profitability of the Markets Division which is part of the Institutional Markets & Services division of National Australia Bank Limited, a member of the National Australia Bank Group (the "National"). The views of the author(s) do not necessarily reflect the views of the National and are subject to change without notice. The National may receive fees for banking services provided to an issuer of securities mentioned in this report. The National, its affiliates and their respective officers, and employees, including persons involved in the preparation or issuance of this report (subject to the policies of the National), may also from time to time maintain a long or short position in, or purchase or sell a position in, hold or act as advisors, brokers or commercial bankers in relation to the securities (or related securities and financial instruments), of companies mentioned in this report. The National or its affiliates may engage in these transactions in a manner that is inconsistent with or contrary to any recommendations made in this report.

DISCLAIMER: So far as the law allows, National Australia Bank Limited ABN 12 004 044 937 ("the National") disclaims any warranty or representations as to the accuracy or reliability of the information and statements in this document. The National expressly advises that, to the extent permitted by the law of Victoria, Australia, by which law use and all other matters relating to this document are governed, it shall not be liable in any way whatsoever (whether in negligence or otherwise) for any loss or damage which may be suffered by any person relying upon such information or any opinion, recommendations or conclusions contained in this document or otherwise arising in connection with the contents of or any omission from this document where the liability is made non-excludable by legislation. This document has been prepared for dissemination to professional investors. The opinions expressed herein are those of the author and not necessarily those of the National. The information on which those opinions are based has been gleaned from public sources or provided by the subject on a non-confidential basis. This document does not purport to contain all relevant information and any statement as to any future matter is a present prediction of a possible future outcome, the accuracy of which cannot be guaranteed. Past performance is not a guide to future performance. Recipients should not rely upon the contents of this document, but should make their own assessment and evaluation, undertake an investigation and enquire and seek advice to enable them to make any decision concerning their own risk. This material is not intended as an offer or solicitation for the purchase or sale of any financial instrument. The National, its affiliates, and employees may hold a position or act as price maker in the financial instruments of any issuer discussed within this document or act as underwriter, placement agent, adviser or lender to such issuer. © Copyright National Australia Bank Limited ABN 12 004 044 937.

The Outlook for Business

Ahmed Fahour

Chief Executive Officer, Australian Operations, National
Australia Bank

The South Australian Election

Prof Dean Jaensch AO

School of Political & International Studies,
Flinders University Political Commentator

The 2002 Election

	1 st Pref	TPP	Seats	Subsequent
ALP	36.3	49.1	23	22
LIB	40.0	50.9	20	
AD	7.5			
CLIC	0.8		1	
Green	2.4			1
NAT	1.5		1	
IND	4.2		2	
Other	7.3			

Security of Seats

		Safe	Comfortable	Marginal
ALP	City	9	5	8*
	Country	0	0	1 (Giles)
	Total	9	5	9
*includes Mitchell – Green / Ind				
LIB	City	4	4	4
	Country	10*	0	2 (Light, Stuart)
	Total	14	4	6
* Includes Chaffey, Mt Gambier, Hammond held by independents				

ADELAIDE IS THE KEY

Legislative Council

	ALP	LIB	AD	FF	NOP	IND
2002 Election	9	7	3	1	1	1
Stay	5	4	1	1		
Up 2006	4	3	2		1	1

To Win a Majority:

Labour needs to win 7 seats (58.8% vote)

Liberal needs to win 8 seats (67.2% vote)

PREDICTION: REMAIN HUNG

POLLS - State

December 2005 (Advertiser)

	City	Country	Total	(2002)
ALP	45	29	41	36
LIB	29	49	35	40

January 2005 (News poll)

	1 st Pref	TPP
ALP	46	56
LIB	35	44

January 2005 (Advertiser)

ALP	41
LIB	30

POLLS – Electorates (selected) (Advertiser)

		2002	Poll	Swing
Newland	ALP	35	43	+8
	LIB	45	34	-11
Bright	ALP	33	44	+11
	LIB	45	33	-12
Morialta	ALP	35	36	+1
	LIB	44	36	-8
Norwood	ALP	39	39	0
	LIB	42	35	-8
Adelaide	ALP	40	43	+3
	LIB	42	32	-10

The South Australian Election

Prof Dean Jaensch AO

School of Political & International Studies,
Flinders University Political Commentator

Can we get a Better Yield from the Australian Trade Policy Portfolio?

Prof Christopher Findlay

Head, Dept of Economics, University of Adelaide

Australia's Economic Outlook

Mark Crosby

Associate Professor & Program Director
EMBA, Melbourne Business School



The University of Melbourne

CEDA Adelaide EPO

The Economic Outlook

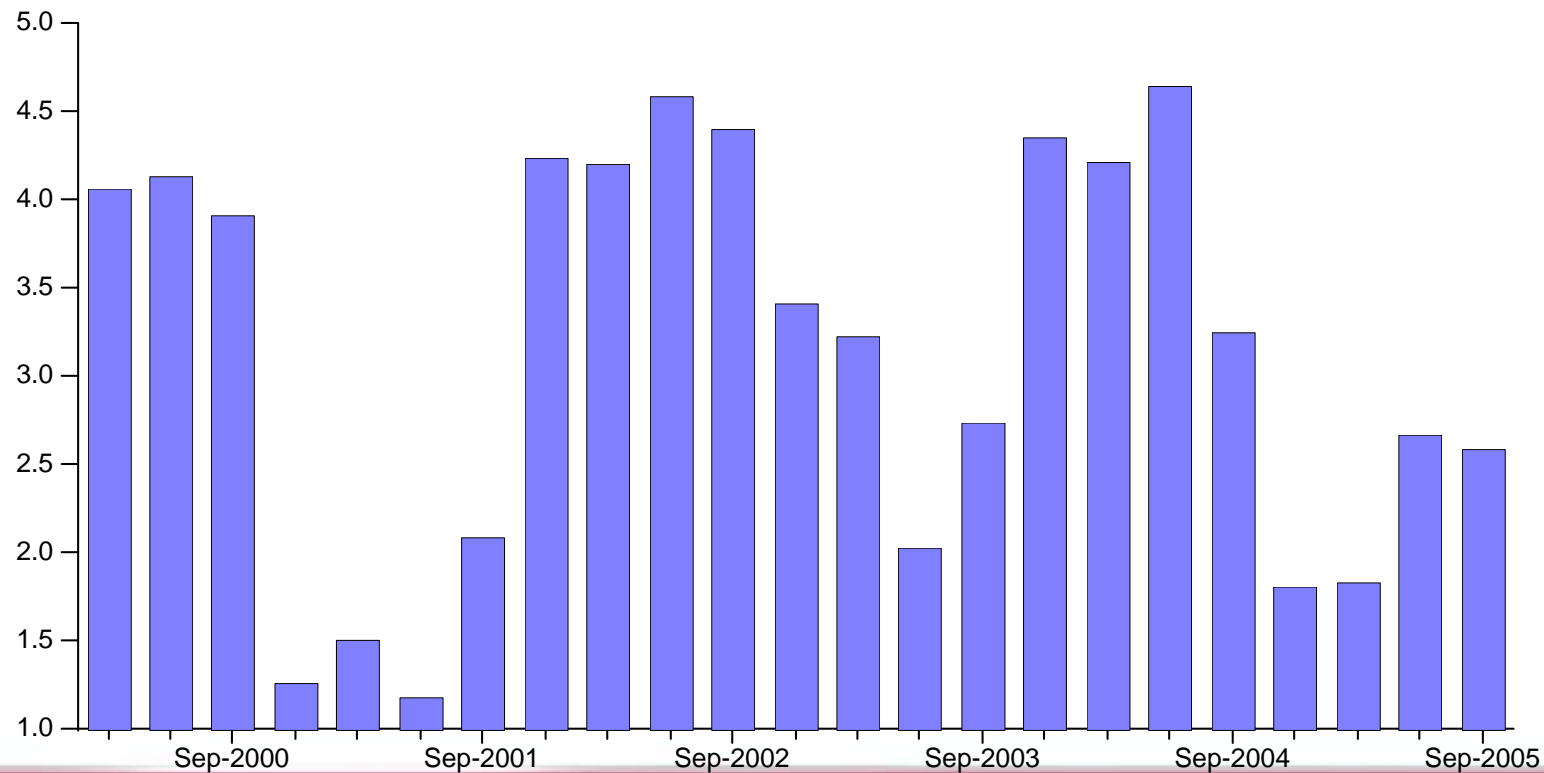
Mark Crosby,
Melbourne Business School,
m.crosby@mbs.edu

Opening minds.
Changing lives.



Australia's Economy

Australian GDP, 2000 to 2005
yoy % change



Opening minds.
Changing lives.



MBS1

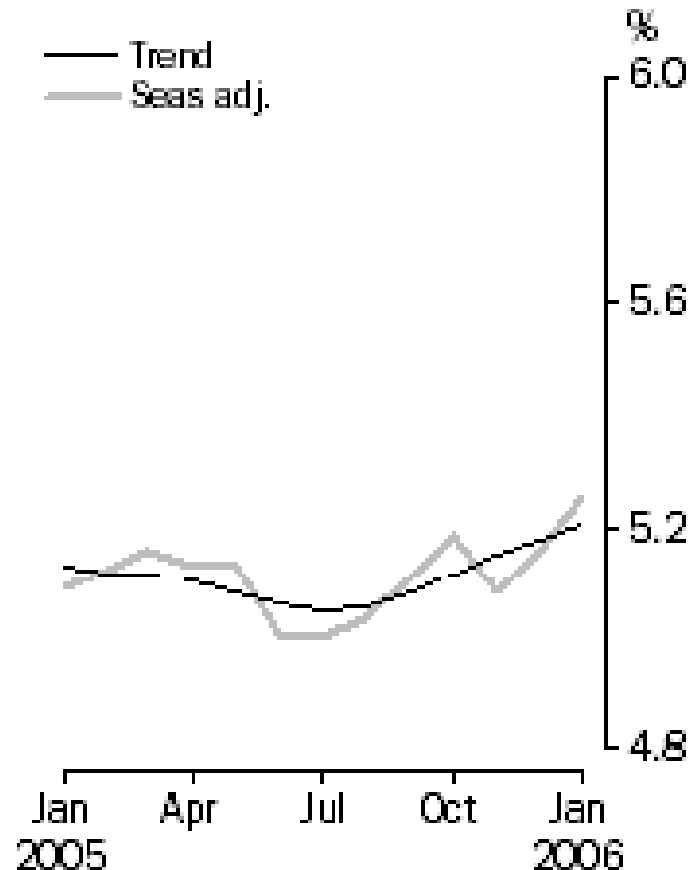
GDP growth has strengthened in the second half of 2005.

Still weaker than longer term trend, and forecast to remain around 3 percent in the next 12 months.

Consumption growth remains at a more sustainable level, dragging growth down from 2004 levels

Melbourne Business School, 20/02/2006

Australia - unemployment



The unemployment rate rose slightly in January to 5.3% (up from 5.1% twelve months ago).

Employment growth remains strong, despite lower GDP growth in 2005.

NSW and Victoria now have unemployment above the national average, while SA and WA are below

SA unemployment = 5.0%

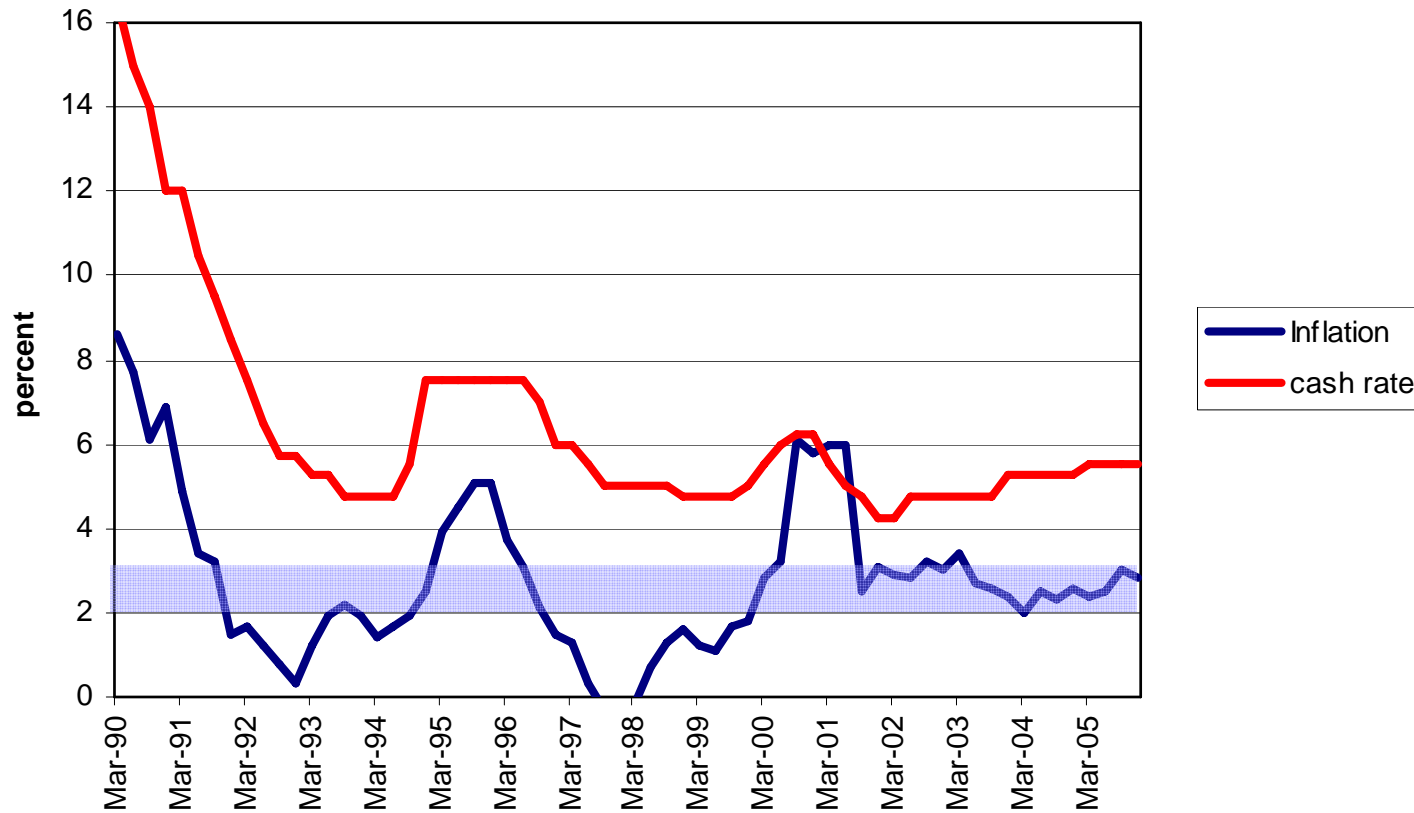
NSW unemployment = 5.7%

Opening minds.
Changing lives.



Australia – inflation and interest rates

Inflation and the cash rate since 1990

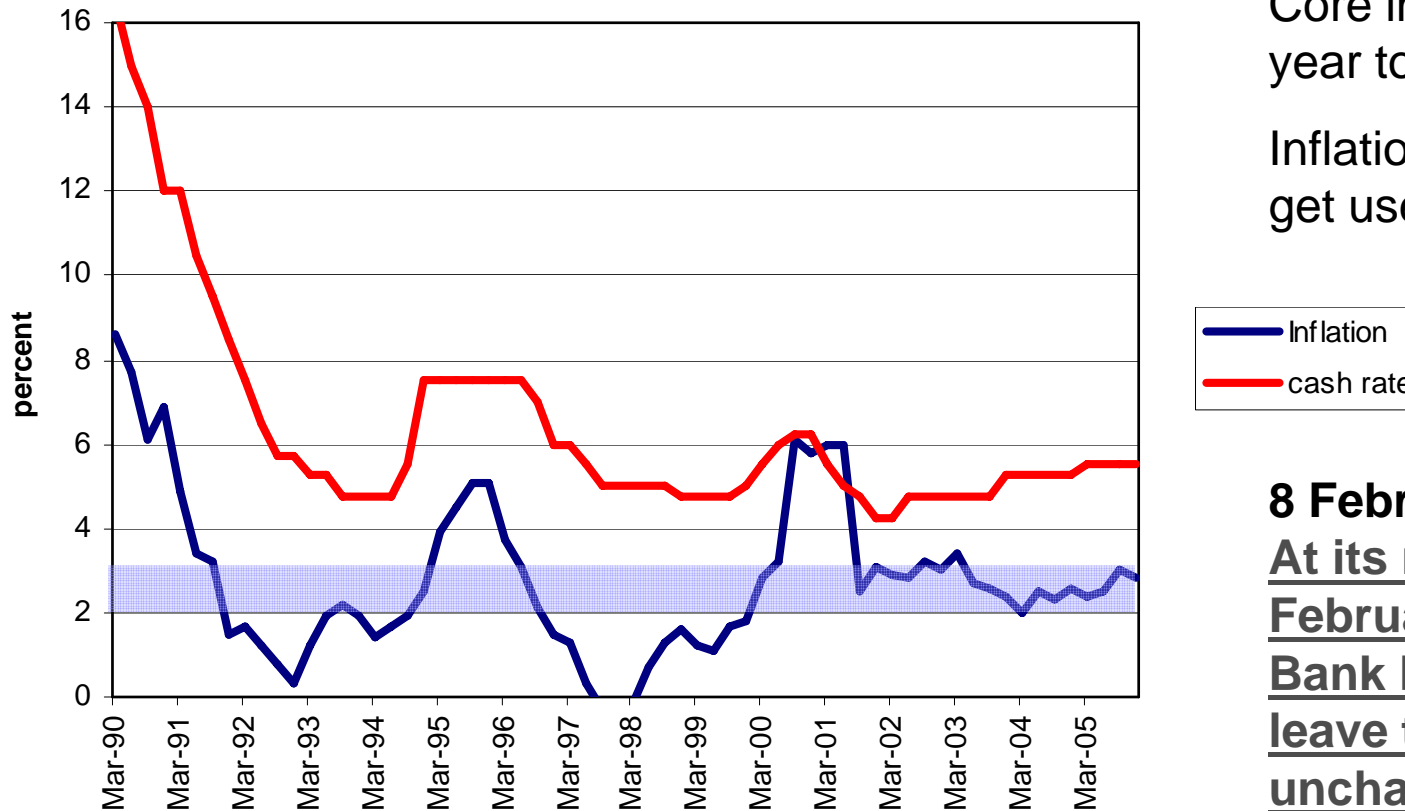


Opening minds.
Changing lives.



Australia – inflation and interest rates

Inflation and the cash rate since 1990



Core inflation of 2.5% in year to December...

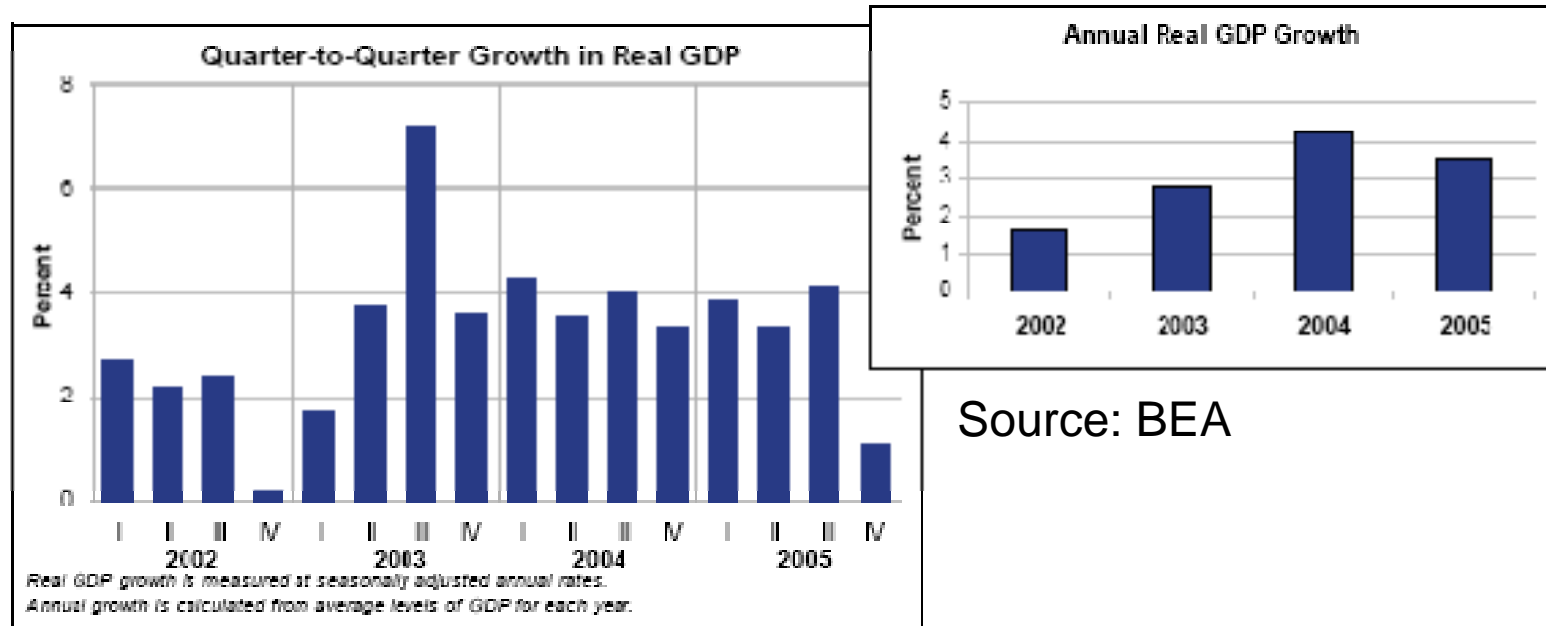
Inflation will stay low, so get used to...

8 February 2006
At its meeting on 7 February, the Reserve Bank Board decided to leave the cash rate unchanged at 5.50 per cent.

Opening minds.
Changing lives.



The United States



- significant slowdown in fourth quarter GDP growth in the US
- consumer spending slowed markedly, particularly motor vehicle demand
- still very large trade deficit, despite a fall in the budget deficit.



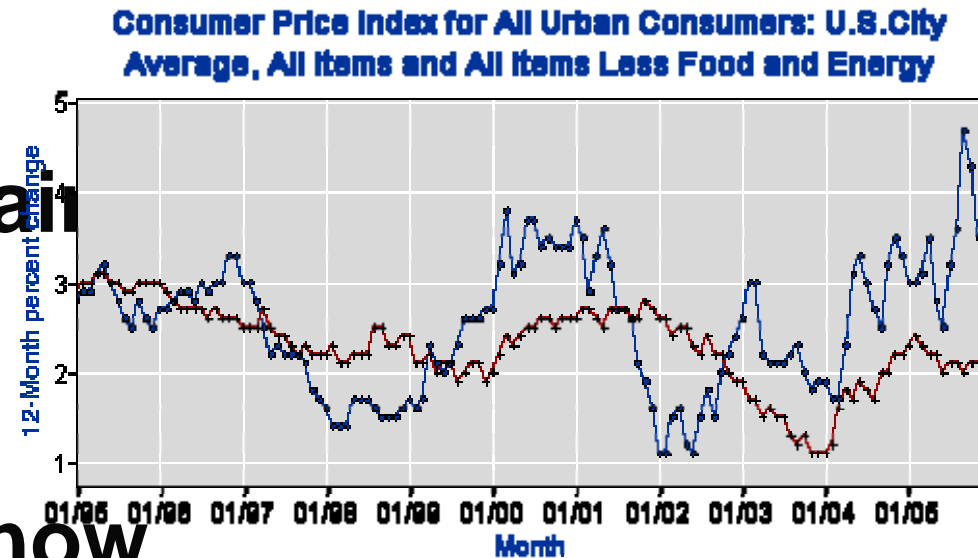
United States – forecasts

- I expect GDP growth to remain in the 2-3% range in 2006/07.
- Housing price falls remain a risk on the downside to consumption and GDP growth.
- Twin deficits will be “stuck” at close to current levels.



United States – inflation and interest rates

As in Australia,
core inflation remains
in the 2-3% range.



Fed funds rate is now
4.5% - the futures market
has priced in a likely further
rise at the next FOMC meeting,
but rates to then rise only once
more through 2006.

Source: BLS



Japan – will the sun rise?

- Japan's GDP growth was 1.4% in the December quarter (4.1% yoy).
- Prices have stopped falling, equity markets have been rising.
- Corporate/bank balance sheets continuing to improve.
- Ominously, the BOJ may tighten.
- Japanese policymakers have staved off recovery in the past.



China – keep riding the wave

- China's GDP was revised late last year.
- GDP growth of 9.5% in 2005, up from 9.3% the previous year – expect this kind of growth to continue.
- The exchange rate moved from a fixed 8.28Y/USD last July to 8.05Y/USD this week.
- Expect a further 2-3% appreciation in 2006.



What are the risks to the world economy?

- Inflation?
- US twin deficits?
 - Leading to a trade war
 - Further disputes over the Yuan
- Rising oil prices?



What are the risks to the world economy?

- ~~Inflation?~~
- Wages have been rising slightly in some sectors e.g. mining.
- High productivity, and declining union power should not see this translate to general price and wage increases...



What are the risks to the world economy?

- US twin deficits?
 - Leading to a trade war
 - Further disputes over the Yuan



What are the risks to the world economy?

- US twin deficits?
 - Leading to a trade war
 - Further disputes over the Yuan
- The problem with the US twin deficits is on the US side...but what kind of political action this leads to remains to be seen.



What are the risks to the world economy?

- Rising oil prices?



What are the risks to the world economy?

- ~~Rising oil prices?~~
- ~~Same argument as above...~~
 - Rising oil prices should lead to changes in relative prices, rather than significant changes in inflation
- Critical issue is whether product and labour markets are competitive.
- Ongoing reforms should be aimed at increasing competition.



Conclusions

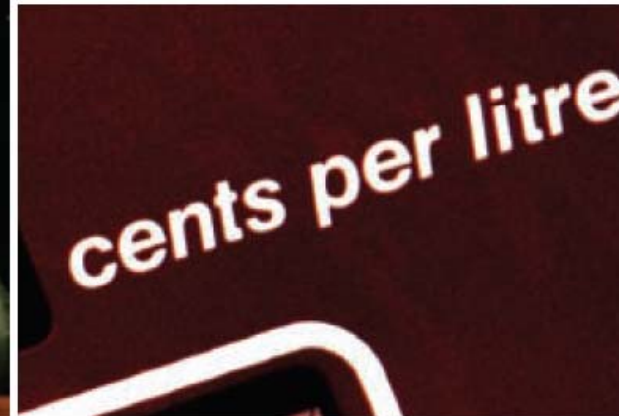
- 2006 should be another solid year for the Australian economy.
- China remains the big international story.
- It's the unknown risks to watch for!



Australia's Economic Outlook

Mark Crosby

Associate Professor & Program Director
EMBA, Melbourne Business School



economic ^{and} **political**
overview

2006